

TBX 260cc

PREMIUM

- 14.75 HP 4 stroke Water cooled
- JUMBO SIZE-UNIQUE DESIGN
- FRONT & REAR Aluminum Wheels
- **3 in1** Damping Suspension (Air+Oil+Spring)
- Genuine Jing Bing Carburetor
- Fully Automatic CVT / ABS



■ Engine Model / Displacement	Single Cylinder, 4-Stroke, SOHC / 257cc
■ Cooling System	Water Cooled
■ Bore	70.0
■ Stroke	66.8
■ Compression Ratio	10.0
■ Max power	14.75 HP / 6500 RPM
■ Max Torque	13 Lb-Ft / 5500 RPM
■ Max Horse Power(HP)	14.75 HP
■ Starter System	Electronic Ignition
■ Ignition Type	C.D.I.
■ Lubrication	Wet Sump
■ Engine Oil	SAE10W-40
■ Transmission / Drive Line	Fully Automatic CVT / Chain Drive
■ Overall L X W X H (in)	88.00 X 30.00 X 51.00
■ Seat Height	29.00
■ Rider Capacity	2
■ Dry Weight	377
■ Gross Weight	470
■ Brake (F / R)	Disc / Disc
■ Tire Front	110/90-13
■ Tire Rear	130/60-13
■ Fuel Tank Capacity	3.5
■ Suspension Front	Dual Telescopic Forks
■ Suspension Rear	Rear Coil over Shock
■ AGE Restriction	16
■ Load Capacity	330
■ Battery	12V / 6Ah
■ Package L X W X H (in)	88.00 X 30.00 X 51.00
■ Qty for 40HQ	30



BMS TBX-260 "UPGRADED" VS "STANDARD" Spec. Comparison

	TBS-260 Upgraded Specfication	Standard Specification
Rear Suspension	-Style The suspension unit sits in the center of the bike. -Connection High strength. Billet Alumium Swing Arm with four "needle roller bearing". -Feature "3 in 1" Damping concepts (Air + Oil + Spring) Our suspension applies much more comfortable. You may find tune the suspension to suit the weight load & Driving condition"	- Style Regular style / sits on the both side of the bike. Very common design - Connection The suspension is not adjustable
Front Suspension	Super sized / 41mm higher Damping suspension. It coordinate with the design and give Driver better feedback on the road.	30mm regular suspension
Front Aluminum Wheel	Five spoke aluminum wheel for " High Speed Cruising". Classic Design and best for long term high speed crusing	Regular 3 spoke Aluminum casting wheel
Front Disc Brake	Diameter 245x4 mm extra large brake disc. Increase safety for driver in higher speed.	Diameter 190x3 small disc brake
Carburetor	Genuine made in Taiwan "Jing Bing" brand carburetor	Regular Chinese made "Da Shun" carburetor
Wind Shield	High Strenth Windshield	Regular Windshield

PATHFINDER 200/150cc

- 8.04 HP 4 Stroke Air Cooled
- 16 inch wheel for big guy's Scooter
- Fully Automatic CVT
- ABS Hydraulic Brake
- Rear Luggage Box
- Alarm, Anti-theft System
- Genuine
Jing Bing Carburetor
- Kickstand Kill Switch



■ Engine Model / Displacement	Single Cylinder, SOHC / 149.5cc
■ Cooling System	Air Cooled
■ Bore	57.4
■ Stroke	57.7
■ Compression Ratio	9.0
■ Max power	8 HP / 8000 RPM
■ Max Torque	6 Lb-Ft / 5000 RPM
■ Max Horse Power(HP)	8 HP
■ Starter System	Electronic Ignition, Kick Start
■ Ignition Type	C.D.I.
■ Lubrication	Wet Sump
■ Engine Oil	SAE10W-40
■ Transmission / Drive Line	Fully Automatic CVT / Chain Drive
■ Overall L X W X H (in)	82.00 X 28.00 X 47.00
■ Seat Height	33.00
■ Rider Capacity	1
■ Dry Weight	271
■ Gross Weight	330
■ Brake (F / R)	Disc / Disc
■ Tire Front	100/80-16
■ Tire Rear	120/80-16
■ Fuel Tank Capacity	2.0
■ Suspension Front	Dual Telescopic Forks
■ Suspension Rear	Rear Coil over Shock
■ AGE Restriction	16
■ Load Capacity	250
■ Battery	12V / 6Ah
■ Package L X W X H (in)	82.00 X 28.00 X 47.00
■ Qty for 40HQ	70





ZEN KING 150cc

- 8.04 HP 4 Stroke Air Cooled
- Fully Automatic CVT
- Deni Carburetor
- Rear Luggage Box
- Dual Stage Paint Treatment
- Aluminum Foot Pads / ABS
- Alarm, Anti-theft System
- HALOGEN Bulbs
- 16 inch wheel
for big guy's scooter



■ Engine Model/Displacement	SingleCylinder,SOHC / 149cc
■ Cooling System	Air Cooled
■ Bore	52.4
■ Stroke	57.8
■ Compression Ratio	9.2
■ Max power	8.1 HP
■ Max Torque	6 Lb-Ft
■ Max Horse Power(HP)	8.1 HP
■ Starter System	Electric Start, Kick Start
■ Ignition Type	C.D.I
■ Lubrication	SF15W/40
■ Engine Oil	SAE40
■ Transmission / Drive Line	Fully Automatic CVT / Chain Drive
■ Overall L X W X H (in)	83.4 X 27 X 47
■ Seat Height	780.00
■ Rider Capacity	1
■ Dry Weight	270
■ Gross Weight	320
■ Brake (F / R)	Disc/Disc
■ Tire Front	100/80-16
■ Tire Rear	100/80-16
■ Fuel Tank Capacity	2.5
■ Suspension Front	Dual Telescopic Forks
■ Suspension Rear	Rear Coil over Shock
■ AGE Restriction	16
■ Load Capacity	300
■ Battery	12V / 9 Ah
■ Package L X W X H (in)	84.00 X 26.00 X 34.50
■ Qty for 40HQ	57



V9 evo 150cc

- 8.04 HP 4 Stroke Air Cooled
- Fully Automatic CVT
- Deni Carburetor
- Stainless steel Bolts & Nuts
- Dual Stage Paint Treatment
- Aluminum Foot Pads / ABS
- Rear Luggage Box
- Alarm, Anti-theft System
- HALOGEN Bulbs



■ Engine Model / Displacement	Single Cylinder, SOHC / 149cc
■ Cooling System	Air Cooled
■ Bore	52.4
■ Stroke	57.8
■ Compression Ratio	9.2
■ Max power	8.1 HP
■ Max Torque	6 Lb-Ft
■ Max Horse Power(HP)	8.1 HP
■ Starter System	Electric Start, Kick Start
■ Ignition Type	C.D.I.
■ Lubrication	SF15W/40
■ Engine Oil	SAE40
■ Transmission / Drive Line	Fully Automatic CVT / Chain Drive
■ Overall L X W X H (in)	75.00 X 28.30 X 45.00
■ Seat Height	29.00
■ Rider Capacity	1
■ Dry Weight	231
■ Gross Weight	242
■ Brake (F / R)	Disc / Disc
■ Tire Front	120/70-12
■ Tire Rear	120/70-12
■ Fuel Tank Capacity	1.2
■ Suspension Front	Dual Telescopic Forks
■ Suspension Rear	Rear Coil over Shock
■ AGE Restriction	16
■ Load Capacity	250
■ Battery	12V / 9Ah
■ Package L X W X H (in)	75.00 X 28.30 X 45.00
■ Qty for 40HQ	57





APACHE 150/50cc

- 8.04 HP 4 Stroke Air Cooled
- Fully Automatic CVT
- Deni Carburetor
- Stainless steel Bolts & Nuts
- Rear Luggage Box
- Dual Stage Paint Treatment
- Aluminum Foot Pads / ABS
- Alarm, Anti-theft
- HALOGEN Bulbs



	150cc	50cc
■ Engine Model / Displacement	Single Cylinder, SOHC / 149cc	Single Cylinder, SOHC / 49.7cc
■ Cooling System	Air Cooled	Air Cooled
■ Bore	52.4	39.0
■ Stroke	57.8	41.5
■ Compression Ratio	9.2	10.5
■ Max power	8.1 HP	3.0 HP
■ Max Torque	6 Lb-Ft	2 Lb-Ft
■ Max Horse Power(HP)	8.1 HP	3.0 HP
■ Starter System	Electric Start, Kick Start	Electric Start, Kick Start
■ Ignition Type	C.D.I.	C.D.I.
■ Lubrication	SF15W/40	SF15W/40
■ Engine Oil	SAE40	SAE40
■ Transmission / Drive Line	Fully Automatic CVT / Chain Drive	Fully Automatic CVT / Chain Drive
■ Overall L X W X H (in)	72.00 X 27.00 X 46.00	73.40 X 27.00 X 46.20
■ Seat Height	30.00	31.00
■ Rider Capacity	1	1
■ Dry Weight	222	185
■ Gross Weight	231	194
■ Brake (F / R)	Disc / Drum	Disc / Drum
■ Tire Front	120/70-12	120/70-12
■ Tire Rear	120/70-12	120/70-12
■ Fuel Tank Capacity	1.2	1.5
■ Suspension Front	Dual Telescopic Forks	Dual Telescopic Forks
■ Suspension Rear	Rear Coil over Shock	Rear Coil over Shock
■ AGE Restriction	16	16
■ Load Capacity	250	250
■ Battery	12V / 9Ah	12V / 7Ah
■ Package L X W X H (in)	72.00 X 27.00 X 46.00	73.40 X 27.00 X 46.20
■ Qty for 40HQ	78	78





SABOR-TOOTH TIGER 150cc

- 8.04 HP 4 Stroke Air Cooled
- Fully Automatic CVT
- Deni Carburetor
- Stainless steel Bolts & Nuts
- Dual Stage Paint Treatment
- Aluminum Foot Pads/ABS
- Alarm, Anti-theft System
- Rear Luggage Box
- HALOGEN Bulbs



■ Engine Model / Displacement	Single Cylinder, SOHC / 149cc
■ Cooling System	Air Cooled
■ Bore	52.4
■ Stroke	57.8
■ Compression Ratio	9.2
■ Max power	8.1 HP
■ Max Torque	6 Lb-Ft
■ Max Horse Power (HP)	8.1 HP
■ Starter System	Electric Start, Kick Start
■ Ignition Type	C.D.I.
■ Lubrication	SF15W/40
■ Engine Oil	SAE40
■ Transmission / Drive Line	Fully Automatic CVT / Chain Drive
■ Overall L X W X H (in)	81.30 X 26.20 X 46.20
■ Seat Height	32.00
■ Rider Capacity	1
■ Dry Weight	256
■ Gross Weight	260
■ Brake (F / R)	Disc / Disc
■ Tire Front	130/60-13
■ Tire Rear	130/60-13
■ Fuel Tank Capacity	2.5
■ Suspension Front	Dual Telescopic Forks
■ Suspension Rear	Rear Coil over Shock
■ AGE Restriction	16
■ Load Capacity	250
■ Battery	12V / 9Ah
■ Package L X W X H (in)	74.00 X 28.30 X 34.00
■ Qty for 40HQ	57



TBX 150cc

- 8.04 HP 4 Stroke Air Cooled
- Fully Automatic CVT
- Alarm, Anti-theft System
- Aluminum Foot Pads / ABS
- Stainless steel Bolts & Nuts
- Dual Stage Paint Treatment
- Deni Carburetor
- Rear Luggage Box
- HALOGEN Bulbs



■ Engine Model / Displacement	Single Cylinder, SOHC / 149cc
■ Cooling System	Air Cooled
■ Bore	52.4
■ Stroke	57.8
■ Compression Ratio	9.2
■ Max power	8.1HP
■ Max Torque	6 Lb-Ft
■ Max Horse Power(HP)	8.1 HP
■ Starter System	Electric Start, Kick Start
■ Ignition Type	C.D.I.
■ Lubrication	SF15W/40
■ Engine Oil	SAE40
■ Transmission / Drive Line	Fully Automatic CVT / Chain Drive
■ Overall L X W X H (in)	85.30 X 30.00 X 46.00
■ Seat Height	32.00
■ Rider Capacity	1
■ Dry Weight	287
■ Gross Weight	298
■ Brake (F / R)	Disc / Disc
■ Tire Front	110/90-12
■ Tire Rear	110/90-12
■ Fuel Tank Capacity	1.2
■ Suspension Front	Dual Telescopic Forks
■ Suspension Rear	Rear Coil over Shock
■ AGE Restriction	16
■ Load Capacity	250
■ Battery	12V / 9Ah
■ Package L X W X H (in)	85.30 X 30.00 X 46.00
■ Qty for 40HQ	36



GRANDPRIX 150cc

- 8.04 HP 4 Stroke Air Cooled
- Fully Automatic CVT
- Stainless steel Bolts & Nuts
- Dual Stage Paint Treatment
- Aluminum Foot Pads / ABS
- Deni Carburetor
- Rear Luggage Box
- Alarm, Anti-theft System
- HALOGEN Bulbs



■ Engine Model / Displacement	Single Cylinder, SOHC / 149cc
■ Cooling System	Air Cooled
■ Bore	52.4
■ Stroke	57.8
■ Compression Ratio	9.2
■ Max power	8.1 HP
■ Max Torque	6 Lb-Ft
■ Max Horse Power (HP)	8.1 HP
■ Starter System	Electric Start, Kick Start
■ Ignition Type	C.D.I.
■ Lubrication	SF15W/40
■ Engine Oil	SAE40
■ Transmission / Drive Line	Fully Automatic CVT / Chain Drive
■ Overall L X W X H (in)	72.00 X 27.00 X 46.00
■ Seat Height	30.00
■ Rider Capacity	1
■ Dry Weight	222
■ Gross Weight	231
■ Brake (F / R)	Disc / Drum
■ Tire Front	120/70-12
■ Tire Rear	120/70-12
■ Fuel Tank Capacity	1.2
■ Suspension Front	Dual Telescopic Forks
■ Suspension Rear	Rear Coil over Shock
■ AGE Restriction	16
■ Load Capacity	250
■ Battery	12V / 9Ah
■ Package L X W X H (in)	72.00 X 27.00 X 46.00
■ Qty for 40HQ	78




HERITAGE 150cc

- 8.04 HP 4 Stroke Air Cooled
- Fully Automatic CVT
- Deni Carburetor
- Stainless steel Bolts & Nuts
- HALOGEN Bulbs
- Alarm, Anti-theft System
- Dual Stage Paint Treatment
- ABS / Rear Luggage Box



■ Engine Model / Displacement	Single Cylinder, SOHC / 149cc
■ Cooling System	Air Cooled
■ Bore	52.4
■ Stroke	57.8
■ Compression Ratio	9.2
■ Max power	8.1 HP
■ Max Torque	6 Lb-Ft
■ Max Horse Power (HP)	8.1 HP
■ Starter System	Electric Start, Kick Start
■ Ignition Type	C.D.I.
■ Lubrication	SF15W/40
■ Engine Oil	SAE40
■ Transmission / Drive Line	Fully Automatic CVT / Chain Drive
■ Overall L X W X H (in)	75.00 X 35.00 X 43.00
■ Seat Height	30.00
■ Rider Capacity	1
■ Dry Weight	205
■ Gross Weight	214
■ Brake (F / R)	Disc / Disc
■ Tire Front	3.5-10
■ Tire Rear	3.5-10
■ Fuel Tank Capacity	1.3
■ Suspension Front	Dual Telescopic Forks
■ Suspension Rear	Rear Coil over Shock
■ AGE Restriction	16
■ Load Capacity	250
■ Battery	12V / 7Ah
■ Package L X W X H (in)	75.00 X 23.00 X 34.00
■ Qty for 40HQ	74



BeMINE 150cc

- 8.04 HP 4 Stroke Air Cooled
- Fully Automatic CVT
- Rear Luggage Box
- Aluminum Foot Pads
- ABS Hydraulic Brake
- Alarm, Anti-theft system
- Affordable Price



■ Engine Model / Displacement	Single Cylinder, SOHC / 149cc
■ Cooling System	Air Cooled
■ Bore	57.4
■ Stroke	57.7
■ Compression Ratio	9.0
■ Max power	8.1 HP / 8000rpm
■ Max Torque	6Lb-Ft / 6000rpm
■ Max Horse Power(HP)	8.1 HP
■ Starter System	Electric Start, Kick Start
■ Ignition Type	C.D.I
■ Lubrication	Wet Sump
■ Engine Oil	SAE10W-40
■ Transmission / Drive Line	Fully Automatic CVT / Chain Drive
■ Overall L X W X H (in)	76.8 X 27.6 X 45.9
■ Seat Height	32.00
■ Rider Capacity	1
■ Dry Weight	210
■ Gross Weight	260
■ Brake (F / R)	Disc/Drum
■ Tire Front	130/60-13-4PR
■ Tire Rear	130/60-13-4PR
■ Fuel Tank Capacity	1.2
■ Suspension Front	Dual Telescopic Forks
■ Suspension Rear	Rear Coil over Shock
■ AGE Restriction	16
■ Load Capacity	250
■ Battery	12V / 6Ah
■ Package L X W X H (in)	73.60 X 22.40 X 34.60
■ Qty for 40HQ	75



ROBOT 50cc

- 3.0 HP 4 Stroke Air Cooled
- Fully Automatic CVT
- ABS Hydraulic Brake
- Rear Luggage Box
- Alarm, Anti-theft System
- Affordable Price



D.O.T.
E.P.A.

■ Engine Model / Displacement	Single Cylinder, SOHC / 49.5cc
■ Cooling System	Air Cooled
■ Bore	39.0
■ Stroke	41.5
■ Compression Ratio	10.5
■ Max power	3.0 HP / 7500 RPM
■ Max Torque	2.2 Lb-Ft / 6000 RPM
■ Max Horse Power (HP)	3.0 HP
■ Starter System	Electronic Ignition, Kick Start
■ Ignition Type	C.D.I.
■ Lubrication	Wet Sump
■ Engine Oil	SAE10W-40
■ Transmission / Drive Line	CVT / Chain Drive
■ Overall L X W X H (in)	73.00 X 30.00 X 41.00
■ Seat Height	33.00
■ Rider Capacity	1
■ Dry Weight	180
■ Gross Weight	235
■ Brake (F / R)	Disc / Drum
■ Tire Front	3.5-12
■ Tire Rear	3.5-12
■ Fuel Tank Capacity	1.5
■ Suspension Front	Dual Telescopic Forks
■ Suspension Rear	Rear Coil over Shock
■ AGE Restriction	16
■ Load Capacity	200
■ Battery	12V / 7Ah
■ Package L X W X H (in)	73.00 X 30.00 X 41.00
■ Qty for 40HQ	70



Excellent Arrangement



www.bmsmotor.com



Large Inventory of PARTS

