


# ATV X-300

- Powerful, New 300cc Oil-Cooled Engine
- Aluminum Alloy Wheels/Foot Peg
- Innovative New Looking Design



- Front Reservoir Shock
- Digital Indicator
- Foot Brake / Signal Light / Leather Nerf Bar

■ Engine Model / Displacement	Single Cylinder 4-Stroke / 300cc
■ Cooling System	Water Cooled
■ Bore	68.0
■ Stroke	62.0
■ Compression Ratio	9.3
■ Max power	18.32 HP / 3600 RPM
■ Max Torque	45 Lb-Ft / 3600 RPM
■ Max Horse Power(HP)	18.32HP / 3600 RPM
■ Starter System	Electronic Ignition
■ Ignition Type	C.D.I.
■ Lubrication	Wet Sump
■ Engine Oil	-20 SAE15W-40/SF, -20 SAE5W-30/SF
■ Transmission / Drive Line	5-6 Speed Manual Chain Drive
■ Overall L X W X H (in)	100.00 X 63.00 X 33.00
■ Wheel Base	89.00
■ Ground Clearance	12.00
■ Seat Height	30.00
■ Rider Capacity	2
■ Dry Weight	946
■ Gross Weight	1084
■ Brake ( F / R )	Disc / Disc
■ Tire Front	23x8-10
■ Tire Rear	23x10-10
■ Fuel Tank Capacity	3.5
■ Suspension Front	Dual swing-arm, Dual Coil over shock absorbers
■ Suspension Rear	Single Coil over shock absorber
■ AGE Restriction	16
■ Load Capacity	535
■ Battery	12V / 34Ah
■ Climbing Ability	20 X 66.58 X 45.38
■ Package L X W X H (in)	104.00 X 57.00 X 38.00
■ Qty for 40HQ	48



## LUXURY MODEL



*Innovation Meets Design!  
Exceeding the Limits of Standard ATV Design,  
Embracing the Future of Motor Sports*

# ATV 300cc

**AIR COOLED**  
Fan Cooling System

- 21.5 HP Power
- Manual Clutch (5 Speed)
- Aluminum Alloy Wheels
- Reverse Alert



## LUXURY MODEL

*Excellent Suspension with Good Travel*




Chrome Muffler



New Graphics scheme



Front A Arm



Rear Brake



Fog Light & Head Light



New Swing Arm

■ Engine Model / Displacement	Single Cylinder, 4-Stroke, SOHC / 292cc
■ Cooling System	Air Cooled
■ Bore	78.0
■ Stroke	61.2
■ Compression Ratio	8.9
■ Max power	21.95 / 8000 RPM
■ Max Torque	14 Lb-Ft / 6000 RPM
■ Max Horse Power (HP)	21.95 HP
■ Starter System	Electronic Ignition
■ Ignition Type	C.D.I.
■ Lubrication	Wet Sump
■ Engine Oil	SAE10W-30
■ Transmission / Drive Line	4 speed Manual / Chain Drive
■ Overall L X W X H (in)	73.00 X 45.00 X 47.00
■ Wheel Base	47.00
■ Ground Clearance	12.00
■ Seat Height	35.00
■ Rider Capacity	1
■ Dry Weight	441
■ Gross Weight	485
■ Brake ( F / R )	Disc / Disc
■ Tire Front	22x7-10
■ Tire Rear	22x10-10
■ Fuel Tank Capacity	2.0
■ Suspension Front	Dual A Arm, Dual Coil Over Shock
■ Suspension Rear	Swing arm, Single Coil Over Shock.
■ AGE Restriction	18
■ Load Capacity	330
■ Battery	12V / 20Ah
■ Climbing Ability	25
■ Package L X W X H (in)	73.00 X 45.00 X 47.00
■ Qty for 40HQ	39



RED



PINK



BLUE



GREEN



BLACK



# ATV 200cc

## WATER COOLED LUXURY MODEL

- 14.75 HP POWER
- Manual Clutch (4 Speed)
- Aluminum Alloy Wheels
- Reverse Alert



**BIG SIZE**  
14.75HP POWER

*Excellent Suspension with Good Travel*




Rear Disk Brake



Key & Disply Panel



New Swing Arm Design



Front Shock & A-Arm



200cc Water Cooled Engine



Aluminum Wheel



■ Engine Model / Displacement	Single Cylinder, 4-Stroke / 193.3CC
■ Cooling System	Liquid Cooled
■ Bore	63.0
■ Stroke	61.2
■ Compression Ratio	9.0
■ Max power	15 HP / 7500 RPM
■ Max Torque	11.4 Lb-Ft / 6000 RPM
■ Max Horse Power(HP)	15 HP
■ Starter System	Electronic Ignition
■ Ignition Type	C.D.I.
■ Lubrication	Wet Sump
■ Engine Oil	SAE10W-30
■ Transmission / Drive Line	4 speed Manual / Chain Drive
■ Overall L X W X H (in)	70.00 X 43.00 X 45.00
■ Wheel Base	47.00
■ Ground Clearance	11.00
■ Seat Height	34.00
■ Rider Capacity	1
■ Dry Weight	440
■ Gross Weight	485
■ Brake ( F / R )	Disc / Disc
■ Tire Front	22x7-10
■ Tire Rear	22x10-10
■ Fuel Tank Capacity	2.5
■ Suspension Front	Dual A Arm, Dual coil over shocks
■ Suspension Rear	Swing arm, Single coil over shock
■ AGE Restriction	18
■ Load Capacity	330
■ Battery	12V / 20Ah
■ Climbing Ability	20
■ Package L X W X H (in)	68.50 X 43.50 X 35.00
■ Qty for 40HQ	39



YELLOW



PINK



GREEN



WHITE



BLACK



# ATV 150cc

- Reverse Gear in Motor
- Longer, Higher Handle Bar
- Front Reservoir Shocks
- New Swing Arm System
- Fully Automatic
- Polished Muffler



Reverse Gear in Engine



■ Engine Model / Displacement	Single Cylinder, 4-Stroke, SOHC / 149.5cc
■ Cooling System	Air Cooled
■ Bore	57.0
■ Stroke	57.8
■ Compression Ratio	9.0
■ Max power	8.86 HP / 7500 RPM
■ Max Torque	7 Lb-Ft / 5500 RPM
■ Max Horse Power(HP)	8.86 HP
■ Starter System	Electronic Ignition
■ Ignition Type	C.D.I
■ Lubrication	Wet Sump
■ Engine Oil	SAE10W-30
■ Transmission / Drive Line	Automatic / Chain Drive
■ Overall L X W X H (in)	63.40 X 35.50 X 40.50
■ Wheel Base	43.70
■ Ground Clearance	12.00
■ Seat Height	29.00
■ Rider Capacity	1
■ Dry Weight	315
■ Gross Weight	370
■ Brake ( F / R )	Drum / Disc
■ Tire Front	19x7-8/2.9
■ Tire Rear	19x9.5-8
■ Fuel Tank Capacity	2.0
■ Suspension Front	Dual A-Arm with coil over shocks
■ Suspension Rear	Swing Arm with single coil over shock
■ AGE Restriction	18
■ Load Capacity	200
■ Battery	12V / 9Ah
■ Climbing Ability	15
■ Package L X W X H (in)	58.00 X 33.00 X 31.00
■ Qty for 40HQ	63




Durable Front Bumper



front Reservoir Shock



New Design Swing Arm  
Rear Hydraulic disc Brake



Front Head Light



Strong CVT Transmission



hand shields



YELLOW



PINK



GREEN



WHITE



BLACK



# ATV 90/110cc

- New "CST" Tire Equipped
- New Swing Arm System
- Heel Shifter




## Polished Muffler


### Powerful Engine!




Durable Front Bumper




Front Head Light




Foot Brake



Reservoir Shock



Polished Exhaust & New Swing Arm



Heel Shifter

	110CC	90CC
■ Engine Model/Displacement	Single Cylinder, 4-Stroke, SOHC / 107cc	Single Cylinder, 4-Stroke, SOHC / 90cc
■ Cooling System	Air Cooled	Air Cooled
■ Bore	52.4	
■ Stroke	49.5	
■ Compression Ratio	9.1	8.5
■ Max power	7.1 HP / 8500 RPM	6.5 HP / 8500 RPM
■ Max Torque	4.4 Lb-Ft / 6500 RPM	4.1 Lb-Ft / 6500 RPM
■ Max Horse Power(HP)	7.1 HP	6.5 HP
■ Starter System	Electric Start	Electric Start
■ Ignition Type	C.D.I.	C.D.I.
■ Lubrication	Wet Sump	Wet Sump
■ Engine Oil	SAE 10W-30	SAE 10W-30
■ Transmission / Drive Line	3-Speed Semi Auto w/ Reverse / Chain Drive	3-Speed Semi Auto w/ Reverse/Chain Drive
■ Overall L X W X H (in)	58.40 X 34.00 X 37.50	58.40 X 34.00 X 37.50
■ Wheel Base	40.30	40.30
■ Ground Clearance	12.00	12.00
■ Seat Height	26.00	26.00
■ Rider Capacity	1	1
■ Dry Weight	273	273
■ Gross Weight	330	330
■ Brake ( F / R )	Drum / Disc	Drum/Disc
■ Tire Front	19x7-8	19x7-8
■ Tire Rear	18x8-8	18x8-8
■ Fuel Tank Capacity	2.0	2.0
■ Suspension Front	Dual A-arm, Dual Coil over shock	Dual A-arm, Single Coil Cover
■ Suspension Rear	Swing Arm, Single Coil over	Single Swing arm, Single coil cover shock
■ AGE Restriction	16	16
■ Load Capacity	198	194
■ Battery	12V / 7Ah	12V / 7 Ah
■ Climbing Ability	X	X
■ Package L X W X H (in)	53.60 X 33.50 X 29.20	53.60 X 33.50 X 29.20
■ Qty for 40HQ	66	66



RED



PINK



BLUE



PURPLE



WHITE




# TYPHOON 125cc

- Front Reservoir Shock / Semi-Auto
- Aluminum Alloy Wheels
- Wider, Lower travel
- Sporty Style Nerf Bar



**8.1HP / 125cc, Semi-Auto / Oil Cooled**



■ Engine Model / Displacement	Single Cylinder, 4-Stroke / 125cc
■ Cooling System	Oil Cooled
■ Bore	54.0
■ Stroke	53.0
■ Compression Ratio	8.8
■ Max power	8.1 HP / 7500 RPM
■ Max Torque	5.6 Lb-Ft / 6500 RPM
■ Max Horse Power(HP)	8.1HP / 7500 RPM
■ Starter System	Electronic Ignition
■ Ignition Type	C.D.I
■ Lubrication	Wet Sump
■ Engine Oil	SAE 15W40SG
■ Transmission / Drive Line	Chain Drive
■ Overall L X W X H (in)	55.16 X 38.21 X 30.73
■ Wheel Base	40.97
■ Ground Clearance	10.00
■ Seat Height	26.39
■ Rider Capacity	1
■ Dry Weight	275
■ Gross Weight	350
■ Brake ( F / R )	Disc / Disc
■ Tire Front	19x6-10
■ Tire Rear	18x6.5-8
■ Fuel Tank Capacity	1.0
■ Suspension Front	Dual swing-arm, Dual Coil over shocks
■ Suspension Rear	Single Swing arm, Single coil over shock
■ AGE Restriction	16
■ Load Capacity	220
■ Battery	12V / 5Ah
■ Climbing Ability	20
■ Package L X W X H (in)	54.96 X 36.24 X 30.73
■ Qty for 40HQ	84



- 4 Aluminum Alloy Wheels
- Chrome Muffler
- Front / Rear Hydraulic Disc Brake








**WIDER & LOWER**

# ATV 50cc

- Speed Governer
- Kill Switch
- Economy Style Kid's Bike



Front:Drum / Rear:Disc Brake / Fully Automatic




■ Engine Model/Displacement	Single Cylinder, 4-Stroke, SOHC / 49.46cc
■ Cooling System	Air Cooled
■ Bore	39.0
■ Stroke	41.4
■ Compression Ratio	9.4
■ Max power	3.4 HP / 8500 RPM
■ Max Torque	2.2 Lb-Ft / 7500 RPM
■ Max Horse Power(HP)	3.4 HP
■ Starter System	Electric Start
■ Ignition Type	C.D.I.
■ Lubrication	Wet Sump
■ Engine Oil	SAE10W-30
■ Transmission / Drive Line	Automatic / Chain Drive
■ Overall L X W X H (in)	46.49 X 26.79 X 27.97
■ Wheel Base	28.00
■ Ground Clearance	12.00
■ Seat Height	20.00
■ Rider Capacity	1
■ Dry Weight	163
■ Gross Weight	207
■ Brake ( F / R )	Drum / Disc
■ Tire Front	145/70-6
■ Tire Rear	145/70-6
■ Fuel Tank Capacity	1.0
■ Suspension Front	Dual A Arm, with dual Coil over shocks
■ Suspension Rear	Single shock absorber
■ AGE Restriction	6
■ Load Capacity	130
■ Battery	12V / 4Ah
■ Climbing Ability	X
■ Package L X W X H (in)	45.70 X 27.58 X 25.61
■ Qty for 40HQ	108

# ATV 70cc PREMIUM

- Premium Quality of Kid's Bike
- Speed Governer
- Kill Switch



Front:Drum / Rear:Disc Brake / Fully Automatic



Head Light



Foot Deck




High Quality PU Plastic



Strong Durable Engine



Rear Disk Brake



Strong Polished Bumper



■ Engine Model/Displacement	Single Cylinder, 4-Stroke, SOHC / 70cc
■ Cooling System	Air Cooled
■ Bore	47.0
■ Stroke	41.4
■ Compression Ratio	8.8
■ Max power	4.77 HP / 7000 RPM
■ Max Torque	3.31 Lb-Ft / 6000 RPM
■ Max Horse Power(HP)	4.77 HP
■ Starter System	Electric Start
■ Ignition Type	C.D.I.
■ Lubrication	Wet Sump
■ Engine Oil	SAE10W-30
■ Transmission / Drive Line	Automatic, Chain Drive
■ Overall L X W X H (in)	52.40 X 29.54 X 24.82
■ Wheel Base	33.00
■ Ground Clearance	10.00
■ Seat Height	21.35
■ Rider Capacity	1
■ Dry Weight	200
■ Gross Weight	231
■ Brake ( F / R )	Drum / Disc
■ Tire Front	16x8-7
■ Tire Rear	16x8-7
■ Fuel Tank Capacity	1.0
■ Suspension Front	Dual A-Arm with coil over shocks
■ Suspension Rear	Single Swing arm, Single coil over shock
■ AGE Restriction	6
■ Load Capacity	194
■ Battery	12V / 4Ah
■ Climbing Ability	X
■ Package L X W X H (in)	51.61 X 29.54 X 24.82
■ Qty for 40HQ	108

# RED FOX 110cc

- Fancy Frog Style Full Auto ATV
- Front:Drum / Rear:Disc Brake
- Rear Dual Suspension



■ Engine Model /Displacement	Single Cylinder, 4 Stroke, 110cc
■ Cooling System	Air Cooled
■ Bore	2.1 inch
■ Stroke	1.9 inch
■ Compression Ratio	9.1
■ Max power	7.3 HP / 8000 RPM
■ Max Torque	6.5 NM / 5500
■ Max Horse Power(HP)	7.3 HP
■ Starter System	Electric Start
■ Ignition Type	C.D.I
■ Lubrication	Wet Sump
■ Engine Oil	SAE5W/30-15W/40
■ Transmission / Drive Line	3 speed Fully Automatic / Chain Drive
■ Overall L X W X H (in)	57 X 33 X 35
■ Wheel Base	40.3
■ Ground Clearance	3.35
■ Seat Height	25
■ Rider Capacity	1
■ Dry Weight	229
■ Gross Weight	273
■ Brake ( F / R )	Drum/Disc
■ Tire Front	16 x 8-7
■ Tire Rear	16 x 8-7
■ Fuel Tank Capacity	0.63
■ Suspension Front	Dual A arm w/coil over shock
■ Suspension Rear	Swing arm, single coil cover
■ AGE Restriction	12
■ Load Capacity	180
■ Battery	12V / 4Ah
■ Climbing Ability	X
■ Package L X W X H (in)	55 X 30 X 29
■ Qty for 40HQ	75